


Welcome to
Dr. Oakley
School!




Introductions

Chantel Crosby- Principal

Stephanie Bender-
Assistant Principal

Jay Stringer- Math/
Technology Learning
Leader

Lisa Bryden- Literacy
Learning Leader



YES OR NO?





- Welcome you to Dr. Oakley School
- Answer questions about the process

Explore classrooms!



Who is Dr. Oakley?



Medical officer for the CBE from 1917-1935.

What makes Dr. Oakley special?

- Literacy, literacy, literacy!
- More teachers!! Each class has between 8 and 15 students, depending on the class.
- 1:1 Chromebooks
- Lockers for all students
- Every year, over half of the school is new. This year, there are 81 new students!



What does a day look like?

8:44am- Arrive off buses

8:54am- School Starts

46 minute blocks for Writing, PE, Science, SS (Reading is a part of all these subjects)

Reading- 1 hour and 17minutes

Math- 1 hour

**On Fridays, we have Extra PE, CTF, Health.



Career and Technology Foundations

Students will pick choices in the fall!

- Junior High students participate in CTF 2 Fridays a month. Some CTF courses this year were:
 - Coding, Art, Student Leadership, Sports Performance, Public Speaking



CTF Clusters and Occupational Areas



Well-Being Team Project

What we did at the symposium:



Student Voice: Visiting & Brainstorming



What we did:

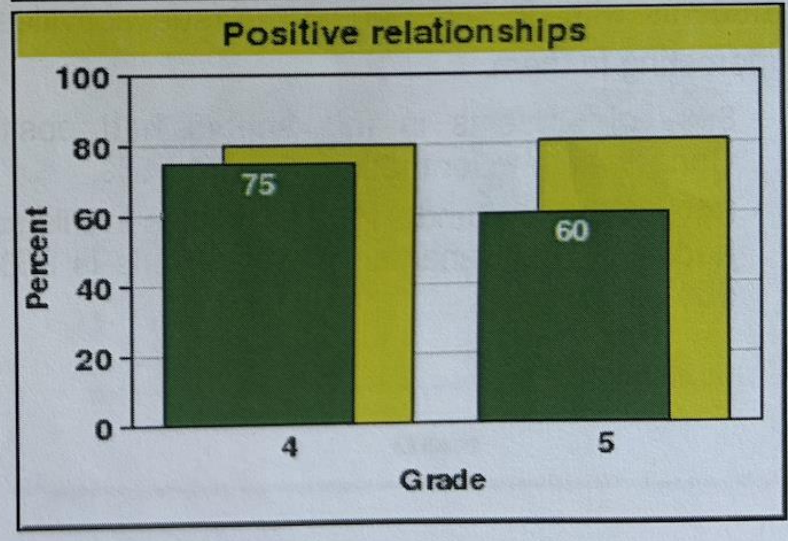
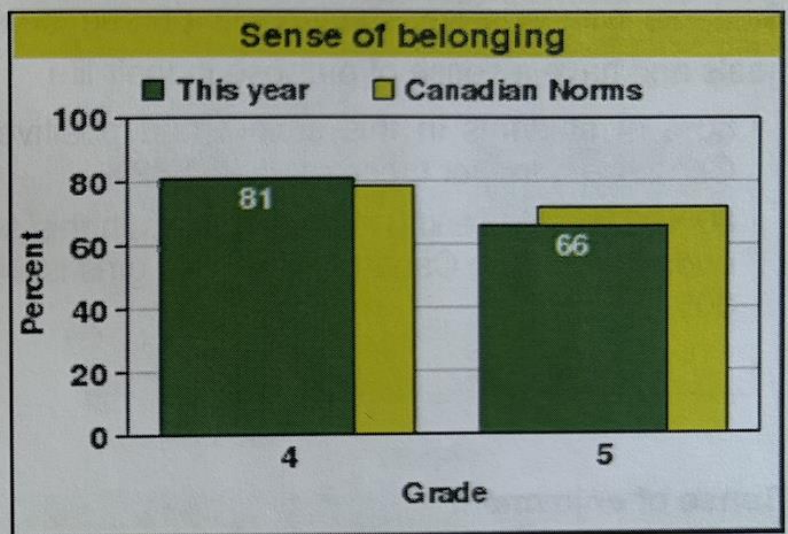
DATA STORY - LISTENING TO THE WEB:

- What data/evidence will guide us (e.g. survey, focus groups, etc.) and which specific data question(s) is it connected to?
- Which strands of our web are vibrating? (Why have we chosen this data?)
- Are there quiet strands we need to check? (What doesn't the data tell us?)
- Are any voices missing from our web? (Who haven't we heard from?)
- Do we need to listen for more vibrations? (What information do we need?)

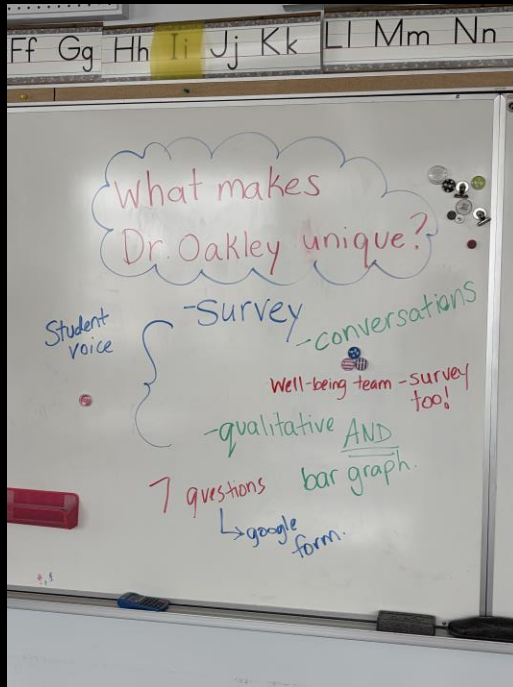
Our school survey - sense of belonging - 6-76%
 - positive relationships 7-56%
 6-69%
 7-52%
 8-73%
 9-100%
 Anxious - 6-25%
 7-28%
 8-36%
 9-33%

→ all are lower than we want.

- can't know what our future students



What we decided our project was going to be:





What Makes Dr. Oakley Unique?

B *I* U ↪ ✕

Please fill out as a class. Multiple answer in the short answer questions are encouraged! (listing what brought up by students)

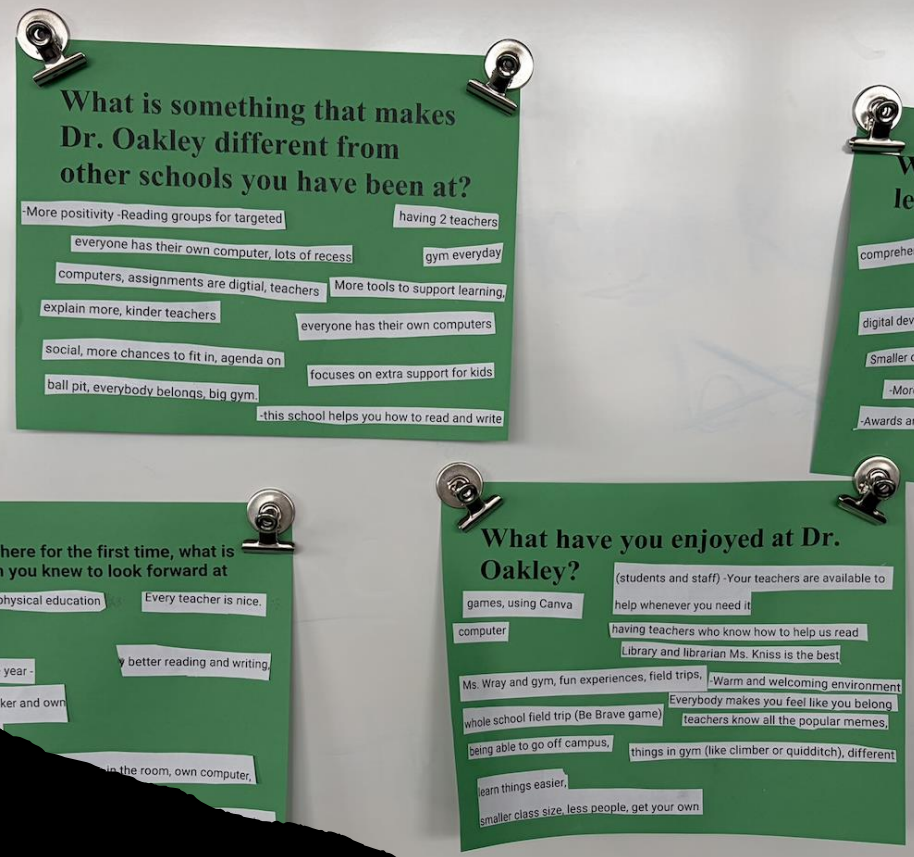
What team is answering this survey? *

Short answer text

What has worked for your learning at Dr. Oakley? *

Long answer text

How did we collect the data?



What steps we took



Questions
from the
Students



Classroom Visits

9:55-10:55 am

Student name tags have a coloured square – please find the matching colour square on the wall

Student Ambassadors from each team will come pick up each group

Junior high students have a number. Please find the corresponding number on the wall

Classroom placements have not been finalized. The class you are visiting today may not be your class in the fall

Parents/Guardians– please stay in the gym for a presentation





Welcome- Virtual Tour

Parents will have an opportunity to see the school in September during Meet the Teacher.

Agenda

- Organization of the School
- Active View of Reading
- Home School Connection
- Bus Registration and Information
- Technology/ Google Classroom
- Questions

“In any given moment we have two options: to step forward into growth or step back into safety.”

ABRAHAM MASLOW



Dr. Oakley School Organization

- Our classes are organized into mini homerooms. Students change classes depending on math and literacy groups. Students are generally with their homeroom for Science and Social Studies.
 - Two classes of Grade $3\frac{3}{4}$
 - Four classes of Grade 5
 - Four classes of Grade 6
 - Three classes of Grade 7
 - Two classes of Grade 8/9
- We have 2 literacy teachers, 1 math support teacher and 1 physical education teacher

Dr. Oakley School Organization

- All classes have a 46 minute physical education class with Ms. Wray Monday – Thursday (and with homeroom teachers every other Friday)
- Each student has a 1:1 Chromebook
- Daily small group literacy instruction
- Daily small group writing and math instruction daily
- Other supports include: 1:1 reading opportunities, groups to support social skills, anxiety etc.
 - 1 EA, three lunchroom supervisors, 0.3 Psychologist

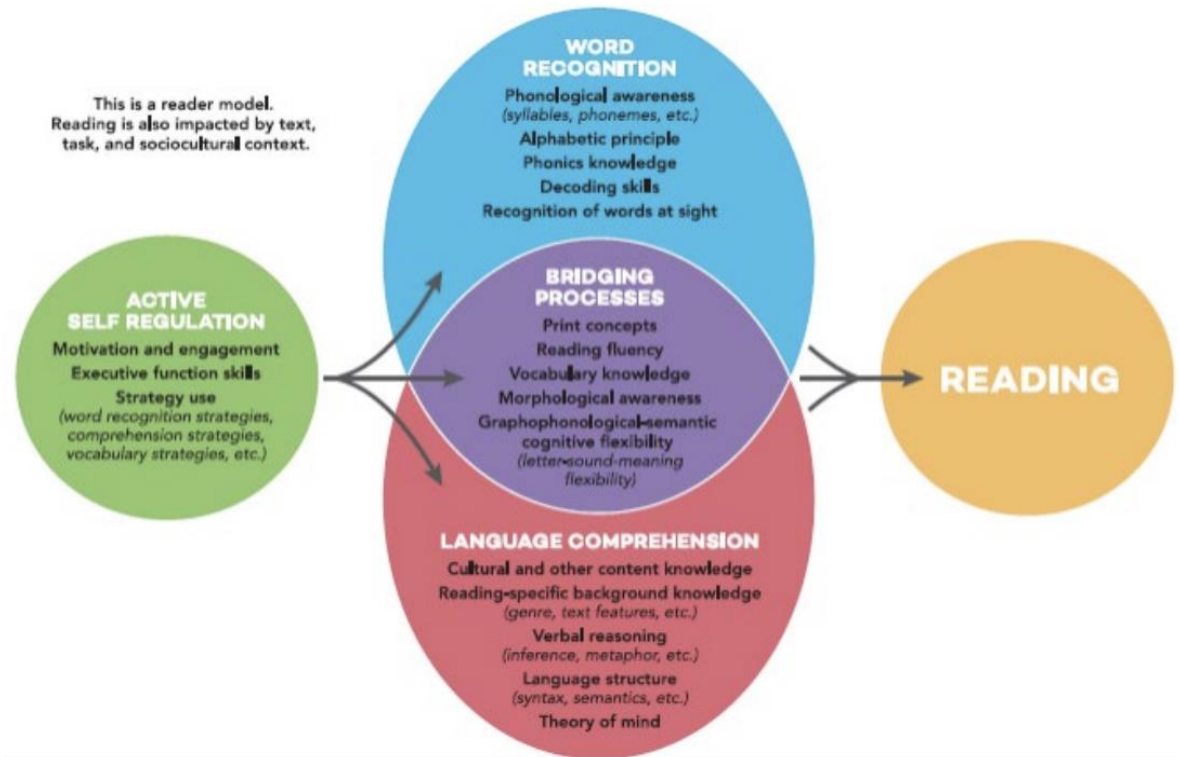
Science and Social Studies



- The focus of Science and Social Studies is embedding disciplinary literacy within content areas
- Students will learn how to use accommodations such as voice to text and text to speech
- Students will not access the whole Science and Social Studies curriculum
- Exposure to grade level concepts

****Grade 6 students do not write PAT's in Science and Social Studies****

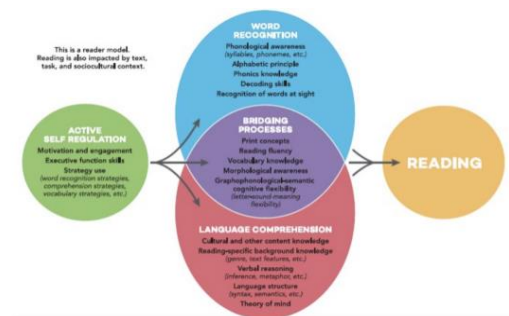
Active View of Reading



Duke & Cartwright, 2021

Active Self-Regulation

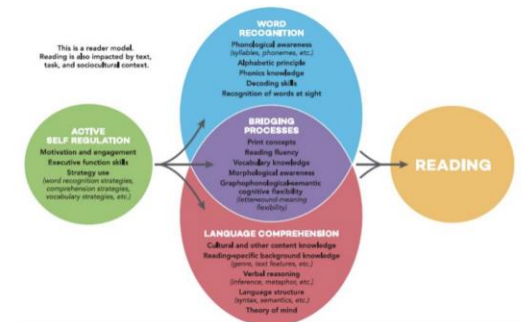
The AVR suggests self-regulation is critical to activating word recognition, bridging processes, and language comprehension to support readers to become “highly active, strategic, and engaged, deploying executive skills to manage the reading process.” (Duke & Cartwright, 2021, p.530)



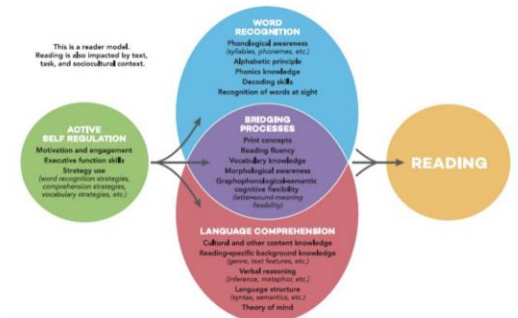
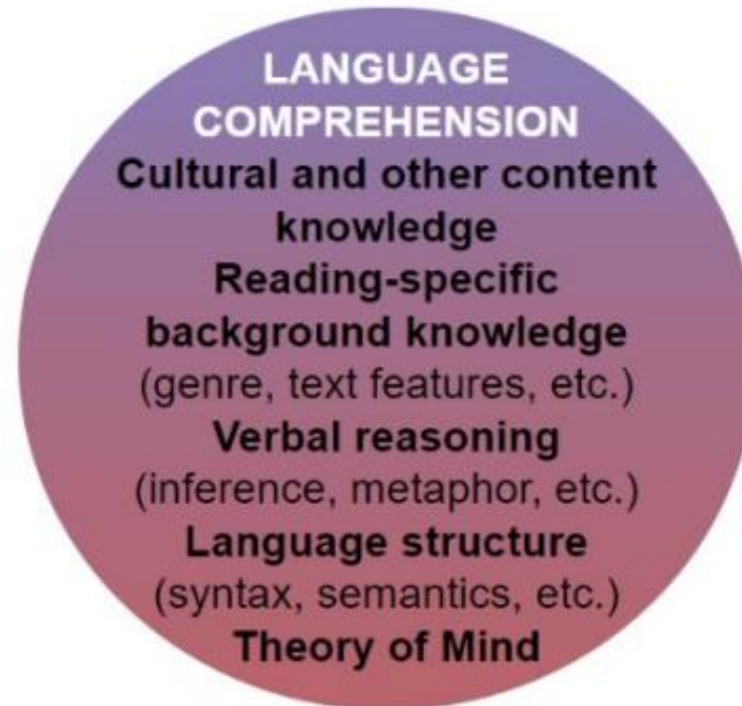
Word Recognition

Word recognition refers to the ability to identify and understand words accurately and effortlessly. It involves understanding of letter-sound correspondences and automatic recognition and retrieval of a word's meaning, pronunciation, and syntactic role in text

Example: Scarborough's Reading Rope

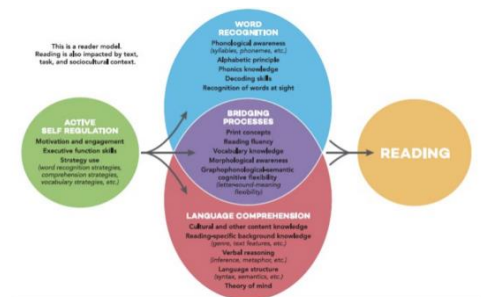


Language Comprehension



Bridging Processes

The Bridging Processes attempt to account for the variance between Word Recognition and Language Comprehension. It is important to consider all of the bridging processes but especially vocabulary knowledge, reading fluency, and morphological knowledge as opportunities to support the bridging processes to improve reading comprehension.



Dr. Oakley Scope and Sequence



Home Literacy

We will do a presentation in the fall about home literacy specific to our school.

Join us at our Meet the Teacher night on September 10.

5 HABITS FOR A SUCCESSFUL HOME LITERACY ENVIRONMENT

CONSISTENCY

Read to your child everyday!
It doesn't have to be a lot. It just needs to be consistent!

01



INDEPENDENCE

Encourage your child to start reading independently. The more familiar they are with the text, the more likely they will pick up a book!

02

MIRRORING

Be a good example and make sure you read, too!
They will mirror your behavior!

03



AVAILABILITY

Provide your child with books that are appropriate for their reading level and make the books accessible!

04

PREFERENCES

Don't dwell on any books that they don't particularly like - pay attention to their preferences!

05



www.littlefunclub.com

Preparing for a new year

Before School Starts:

Re-establish routines (bedtimes and wake-ups)

Check the bus schedule- bus maps available in late August

School office is open starting August 27 for questions- teachers will reach out!





Communication

Homeroom teachers will call you August 27th or 28th to introduce themselves and answer questions

Teachers email addresses are on our Dr. Oakley School website

Call us at the school anytime –
403-777-8300

Meet the Teacher Night-
September 10

CBE Cell Phone Policy

Students cannot use cell phones or Smart watches on school property (Away for the day)

On the school bus, students may use technology as long as it is used appropriately

If the bus is running late, students can contact you from the main office or once they are on the bus

Mr. Stringer will review Digital Citizenship guidelines with students in the fall



Bus Registration-

Register by June 14, 2026

- Bus Registration is on your **PowerSchool*** account – deadline of June 14
- Met by Bus
- To qualify for the bus:
 - 1.6 km driving distance for K-6
 - 2 km driving distance for 7-9
- Please ensure if you child is riding the bus you complete the contract – routes are made with the contracts they receive and are available at the end of August
- MyBusStop app – download and use the school code found in PowerSchool to track the bus
- Bus fees- \$500 per year
- Specialized Transportation form



Other Bus reminders

- Be sure to fill the Specialized Transportation form on PowerSchool so your child is registered for bussing.
- Please ensure your address is correct in PowerSchool if you have moved. If you are moving over the summer, please let the school know.
- Alternate addresses are often accommodated (additional charge). Please let the school know if your students has two bussing schedules.
- If you are driving your child to school- please let the school know.
- If you are picking up your child from school – please call the office to make sure we mark them absent on the bus. We do not let busses leave until all students are accounted for

Success tips for the bus

If your child has a preferred spot, encourage them to let the bus driver know

Provide headphones if your child finds the bus noisy

Cell phones can be used with headphones (no pictures or videos can be taken)

Provide a distraction

We have play-always in the library that are great for this purpose!

Fidgets etc.



Computers/ Assistive Technology

Recommended:

- Headset
 - PDP Airlite (wired)

Included:

- read&write for all CBE students

All students are provided with a Chromebook




2) Consider purchasing:
PDP Airlite headset
(wired)



Free literacy support tools for CBE students:



 Google Docs
Voice Typing




Google Classroom

Most Dr. Oakley teachers use Google Classroom

An essential tool for tracking assignment due dates and test dates.

Can be used to provide additional copies of assignments.

TIP: Ensure you have your child's log-in information. Google classroom has an app for your phone!



Google Classroom

MyCBE/PowerSchool

A MyCBE / PowerSchool Parent Account will allow you to access a number of supported technologies and tools at the Calgary Board of Education, including:

- Access to your children's academic information (schedule, grades & attendance)
- Register for transportation and noon supervision
- Pay fees online and request waivers
- Book school conferences



Dr. Oakley School Pinnacle Parent Association

2026-2027



Welcome Parents!

Why join the PPA?

- Platform for parents to be active partners in you child's education and development
- Influence Policy & Operations
- Support Student Initiatives
- Community Building
- Fundraising



Voting Council Roles



President

- Create and distribute meeting agenda to council members
- Chair meetings
- Maintain open communication with Principal
- Submit a yearly report
- Support/enforce bylaws and operating procedures for both Council and the Society

Vice President- Open

- Second chair as needed (chair meeting, support communication, enforce bylaws, etc.)
- Support needs and roles of other positions
- Co-facilitation of PPA email and communication to school

Secretary- Open

- Take minutes during both School Council and Society meetings
- Distribute minutes to Council members and Principal
- Keep track of group email chains of information as well as maintain register of members of the association

Treasurer- Open

- Properly account for funds to and from Casino and General Bank accounts
- Submit two financial reports per year
- Cheque book management and coordination

Fundraising Coordinator

- Keep current fundraisers up-to-date
- Healthy Hunger coordination

Casino Coordinator


- Coordinate Casino events
- Apply for 50/50 licenses

Time Commitment

- Monthly virtual meetings on the 4th Wednesday of each month from 6:30-7:30 pm
- In-school volunteer opportunities through Healthy Hunger and special events
- Casino volunteers
- Some Voting members - cheque signing, deposits, auditing, and reporting responsibilities
- Communicating to board and school
- Planning and troubleshooting remotely
- Onboarding new members



Financials



Annual funding needs:

- Casino funds ~\$30,000/year
- General funds ~ \$2,000/year
- The 2024 casino event raised \$83,000
- Healthy Hunger has raised
- Spirit Wear and Skip the Depot has raised

Next Casino Fundraiser will be October-December 2026



Show your Spirit and Support Dr. Oakley



STICKERS




Want to learn more about the PPA?



Please join our mailing list

Summary

- **Talk Openly and Positively**
 - Acknowledge any worries and emphasize the exciting opportunities.
- **Establish a Routine Early**
 - Practice the new morning routine and travel route before school starts.
- **Get Involved and Stay Connected**
 - Introduce yourself to teachers and staff. Stay informed!
- **Encourage Friendships**
 - Arrange playdates or connect with other families if possible through clubs/ sports.
- **Normalize Mixed Emotions**
 - Let your child know it's okay to feel nervous, excited, or unsure.
- **Check In Regularly**
 - Ask open-ended questions about their day.
- **Stay Patient and Positive**
 - Adjustment can take time—celebrate small wins along the way.



"Be curious, be adventurous,
and make the most of every
opportunity." — Unknown

Q&A

You have

Questions

We have

Answers